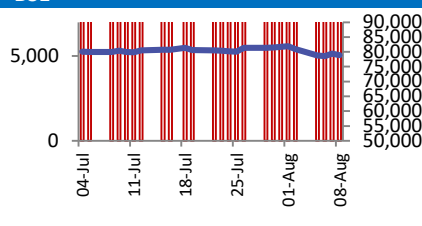
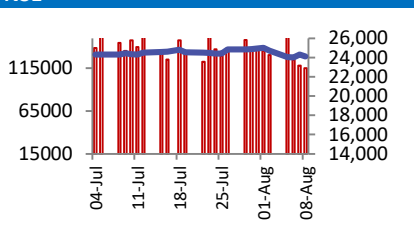


BSE		NSE																													
	<table border="1"> <tr><td>Open</td><td>79420</td></tr> <tr><td>High</td><td>79627</td></tr> <tr><td>Low</td><td>78799</td></tr> <tr><td>Close</td><td>78886</td></tr> <tr><td>Change</td><td>-582</td></tr> <tr><td>Volume (Lacs)</td><td>7492</td></tr> <tr><td>Turnover (Rs.inCr)</td><td>8117</td></tr> </table>	Open	79420	High	79627	Low	78799	Close	78886	Change	-582	Volume (Lacs)	7492	Turnover (Rs.inCr)	8117		<table border="1"> <tr><td>Open</td><td>24249</td></tr> <tr><td>High</td><td>24341</td></tr> <tr><td>Low</td><td>24080</td></tr> <tr><td>Close</td><td>24117</td></tr> <tr><td>Change</td><td>-181</td></tr> <tr><td>Volume(Lacs)</td><td>43142</td></tr> <tr><td>Turnover(Rs.in Cr)</td><td>115118</td></tr> </table>	Open	24249	High	24341	Low	24080	Close	24117	Change	-181	Volume(Lacs)	43142	Turnover(Rs.in Cr)	115118
Open	79420																														
High	79627																														
Low	78799																														
Close	78886																														
Change	-582																														
Volume (Lacs)	7492																														
Turnover (Rs.inCr)	8117																														
Open	24249																														
High	24341																														
Low	24080																														
Close	24117																														
Change	-181																														
Volume(Lacs)	43142																														
Turnover(Rs.in Cr)	115118																														

World Markets	Current	Previous	Pt. Chg	Var(%)
Dow	39446	38763	683	1.8%
Dow Futures	39629	39601	28	0.1%
Nasdaq	16660	16196	464	2.9%
FTSE	8145	8167	(22)	-0.3%
Nikkei	35320	34831	489	1.4%
Hang Seng	17203	16892	311	1.8%
Gift Nifty	24386	24376	10	0.0%
Straits Singapore	3262	3262	Closed	Closed
South Korea	2594	2557	37	1.5%
Taiwan	21501	20870	631	3.0%
Shanghai	2879	2870	9	0.3%

Commodity Prices	Current	Previous	Pt. Chg	Var(%)
Copper (\$/MT)	8795	8770	25.0	0.3%
Alumin (\$/MT)	2274	2288	(14.0)	-0.6%
Zinc (\$/MT)	2646	2582	64.5	2.5%
Brent Crude (\$/bbl)	79.2	79.2	0.0	0.0%
Gold (\$/Ounce)	2425	2428	(2.2)	-0.1%
Silver (\$/Ounce)	27.7	27.5	0.1	0.4%
Light Crude (\$/bbl)	76.2	76.2	0.0	0.1%
N G (\$/mmbtu)	2.1	2.1	0.0	0.8%
Sugar (\$/MT)	526.6	514.5	12.1	2.4%
Rubber (Rs./kg)	246.5	247.5	(1.0)	-0.4%
Baltic Dry Index	1683	1698	(15.0)	-0.9%

Currency Exchange Rate	Current	Previous	Var(%)
Rs./\$ rate	83.96	83.95	0.01%
Rs./ Euro	91.75	91.62	0.14%
Rs./Chinese Yuan	11.70	11.70	0.01%
Yen /\$ rate	147.20	147.23	-0.02%
\$ US/Euro	1.09	1.09	0.03%

Dollar Index	Current	Previous	Var(%)
Dollar Index	105.26	105.28	-0.02%

Support/ Resistance Levels for Today		
	Nifty	Bank Nifty Fut
Support 1	24100	49940
Support 2	23960	49670
Resistance	24340	50500

Securities in Ban For Trade	
BSOFT	GNFC
INDIACEM	MANAPPURAM
INDIAMART	RBLBANK
ABCAPITAL	ABFRL
HINDCOPPER	LICHSGFIN
PNB	

Market Review

US: US stocks made a strong recovery, and bonds declined after a recent US labour-market report eased concerns about a significant slowdown in the country.

Asia: Asian indices opened higher tracking overnight gains in the US market. Japan's Nikkei rose the most by 1.56%, Australia's S&P ASX 200 and South Korea's Kospi were also up more than 1%.

India: The Indian benchmark equity indices erased initial gains on Thursday after the RBI monetary policy committee maintained status quo and ended lower.

Market is expected to open gap up and likely to witness positive move during the day.

Global economy:

Brazil's central bank will do "whatever is necessary" to control inflation, monetary policy director Gabriel Galipolo said on Thursday, adding that risks appeared to be to the upside of its 3% target. At an event in Belo Horizonte, Galipolo said minutes from the July 30-31 meeting of the central bank's rate-setting committee, known as Copom, made it clear that all policymakers are willing to do whatever it takes to control inflation, including those appointed by rate-hike averse President Luiz Inacio Lula da Silva. Galipolo was appointed by Lula and previously worked as Finance Minister Fernando Haddad's right hand as his executive-secretary.

Chicago Federal Reserve Bank President Austan Goolsbee on Thursday reiterated that the central bank's job is not to respond to stock market routs or political considerations "The Fed's out of the election business. The Fed is in the economic business," Goolsbee said in an interview on Fox News, noting the Fed has been very clear about what economic data would motivate an interest-rate cut, a hold on policy, or even a rate hike. As for the recent stock-market rout, he said, "We're not in the business of responding to the stock market. We're in the business of maximizing employment and stabilizing prices."

Commodities: Oil prices edged down in early Asian trading on Friday but were on track to gain more than 3% for the week as U.S. jobs data calmed demand concerns and fears of a widening Middle East conflict persisted.

Gold prices edged lower on Wednesday as the U.S. dollar and Treasury yields firmed, while bets of a September rate cut from the Federal Reserve limited further losses.

Currency: US dollar strengthens amid falling jobless claims, yen plunges as BOJ signals rate hike unlikely.

FII Derivative Transactions (Rs. Cr)

Contracts	Purchase		Sell		Net	Open Interest (OI)		OI (Previous day)		Change	
	Contract	Value	Contract	Value	Value	Contract	Value	Contract	Value	Contract	Value
Index Future	43333	2800	92421	5743	(2943)	521659	33887	536451	35034	(14792)	(1147)
Index Option	57989962	3582150	56983120	3520908	61242	3910492	255379	6459687	404651	(2549195)	(149272)
Stock Future	362910	28480	501781	38704	(10224)	4119204	312185	4193861	321141	(74657)	(8956)
Stock Option	561535	44411	584771	46237	(1826)	697439	53598	657097	51010	40342	2588
Total	58957740	3657841	58162093	3611592	46249	9248794	655049	11847096	811836	(2598302)	(156787)

FII All Activity-BBG (Rs Cr)	Buy	Sell	Net
1-Aug-24	18751	16925	1826
2-Aug-24	14845	18212	(3367)
5-Aug-24	19840	23532	(3692)
6-Aug-24	15375	18400	(3025)
7-Aug-24	14971	17813	(2842)
Month to date- Aug	83782	94881	(11099)
FII (Prov.) (Rs Cr)	Buy	Sell	Net
2-Aug-24	14185	17495	(3310)
5-Aug-24	12724	22798	(10074)
6-Aug-24	14389	17921	(3531)
7-Aug-24	14095	17410	(3315)
8-Aug-24	15491	18117	(2627)
Month to date-Aug	88744	109511	(20767)
DII (Prov.) (Rs. Cr)	Buy	Sell	Net
2-Aug-24	16580	13614	2966
5-Aug-24	23767	14611	9156
6-Aug-24	14423	11065	3357
7-Aug-24	16071	12270	3801
8-Aug-24	11739	11161	577
Month to date-Aug	96536	77015	19520
FII Debt - BBG (Rs. Cr)	Buy	Sell	Net
1-Aug-24	2583	649	1933
2-Aug-24	2429	499	1930
5-Aug-24	1801	1469	332
6-Aug-24	901	2911	(2010)
7-Aug-24	2327	347	1980
Month to date- Aug	10040	5876	4164

Market Breadth	BSE		NSE	
	No.	%	No.	%
Advance	1759	44%	1108	41%
Decline	2159	54%	1569	57%
Unchanged	96	2%	52	2%

Market Turnover	08-Aug	07-Aug	Var (%)
BSE Cash	8117	7412	10%
NSE Cash	115118	118108	-3%
NSE Futures	162309	164819	-2%
NSE Options	49614802	60525536	-18%
Total (Rs.Cr)	49900346	60815875	-18%

Volatility Index	08-Aug	07-Aug
Volatility Index	16.60	16.17

Index PE - TTM	08-Aug	Yr. High	Yr. Low
Sensex	23.1	26.0	21.8
Nifty	22.4	28.8	20.3

Corporate News

Godrej Consumer Products entry into pet care business

Godrej Consumer Products announced that it has entered into Pet Care business in India through Godrej Pet Care, a subsidiary of GCPL. It said that pet care is a Rs 5,000 crore category, with a potential of strong double-digit growth for the next few decades. GCPL will invest Rs 500 crore over a period of 5 years in GPC and plans to commence production in the second half of FY 2026. (NDTV Profit)

TVS Supply Chain bags 3-year contract from JCB

TVS Supply Chain Solutions Ltd. has secured a three-year business contract from JCB in India for managing their in-plant warehousing and logistics operations at Vadodara. As per the contract, TVS SCS in-plant logistics services will comprise end-to-end warehouse management, from unloading and put-away of parts to picking and lineside feeding. The company will deploy material handling equipment and employ close to 110 personnel for this contract, said the global supply chain provider in a statement. JCB's Vadodara plant manufactures fabrications and components for JCB's plants globally. (ET)

Economy

Duty hike effect: Onion exports down by 50%

India's onion exports fell over 50 percent in June, hindered by a minimum export price of \$550 per tonne and a 40 percent export duty, making Indian onions costlier than competitors. Exporters are pushing for the removal of these policies, arguing that domestic supply is ample. (ET)

Bangladesh crisis: India's garment export orders likely to increase 10-20%

India's garment sector could see a 10-20% rise in export orders in the next 18 months amid Bangladesh's political unrest. This could bolster apparel exports by \$2-3 billion annually. Exporters emphasize preparedness for potential trade shifts, especially with Bangladesh's expected LDC status change by 2027. Tiruppur anticipates a 10% order increase. (ET)

International

Ripple ordered to pay \$125 million in penalty for improperly selling XRP tokens

Ripple Labs has been ordered by a Manhattan court judge to pay the U.S. Securities and Exchange Commission about \$125 million in penalties over charges of improperly selling the cryptocurrency XRP, according to a court filing. The SEC had been seeking fines and penalties totaling \$2 billion in its case against Ripple Labs, its chief legal officer Stuart Alderoty said in March. (Inv)

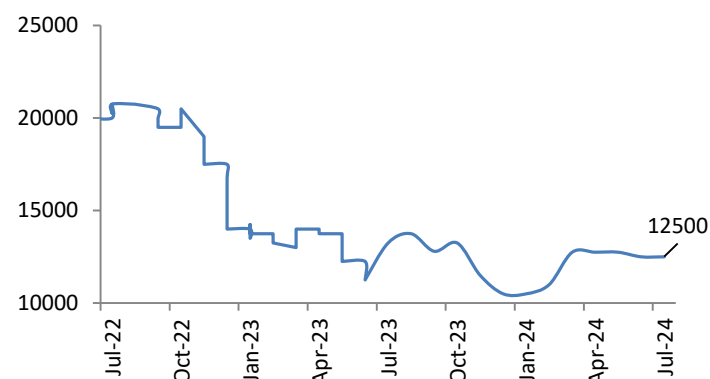
Top 5 Nifty Gainers	08-Aug	07-Aug	Var(%)
HDFCLIFE	710	696	2.0%
TATAMOTORS	1042	1025	1.6%
SBILIFE	1706	1686	1.2%
HDFCBANK	1643	1624	1.2%
CIPLA	1570	1554	1.1%
Top 5 Nifty Losers	08-Aug	07-Aug	Var(%)
LTIM	5338	5568	-4.1%
GRASIM	2545	2637	-3.5%
ASIANPAINT	3005	3101	-3.1%
INFY	1743	1792	-2.7%
POWERGRID	343	352	-2.7%

BSE Index Watch	Last	1 day	1 wk	1 mth	1 yr
SENSEX	78886	-0.7%	-3.6%	-1.8%	19.5%
MIDCAP	46626	-0.4%	-3.4%	-1.9%	52.9%
SMLCAP	53193	-0.2%	-3.2%	-1.8%	50.0%
AUTO	56388	-0.3%	-5.6%	-3.9%	59.4%
BANKEX	57034	0.0%	-3.1%	-5.4%	13.2%
Capital Goods	71548	-0.9%	-4.3%	-5.3%	64.3%
FMCG	22465	-0.4%	-0.3%	4.7%	19.2%
Health Care	40926	0.2%	0.7%	6.4%	43.7%
IT	39222	-1.8%	-5.4%	1.9%	25.7%
METAL	30768	-2.0%	-6.4%	-8.1%	40.3%
Oil & Gas	31529	-1.5%	-3.7%	3.6%	64.6%
Power	8179	-0.9%	-3.9%	1.0%	93.6%
Realty	7863	-1.2%	-6.4%	-10.7%	83.8%

NSE USD Futures	08-Aug	07-Aug	Var (%)
August Expiry (Rs./\$)	83.59	83.59	0.0%
Sept Expiry (Rs./\$)	83.56	83.56	0.0%
Total Turnover (Rs. Crore)	4372	2818	55%

Sectors	TTM PE
Auto	33.04
Auto Ancillary	52.88
Banking	15
Engineering	44.31
Cement	78.72
Diamonds & Jewellery	53.64
Housing Finance	24.99
Infrastructure & Const	34.38
Metals-Aluminium	41.8
Metal – Steel	19.43
Oil Expl.	16.48
Pharma	12.14
Power – Gen. Supp.	45.41
Information Tech.	29.29
Sugar	21.59
Telecom Serv. Prov.	86.82
Tyres	29.29

Copra prices INR per quintal (Source: BBG)



10 year G-Sec Yield	Current	Previous	Change
US	3.97%	3.99%	(1) bps
Japan	0.90%	0.85%	5 bps
India	6.88%	6.86%	2 bps
UK	3.98%	3.95%	3 bps
Libor 3 Mths	5.37%	5.32%	5 bps

Indian Eco Data	Current	Previous	Var(%)
Forex Reserve (US\$ in bn)	654	652	0.3%
Inflation - WPI	3.36%	2.61%	75 bps
Inflation - CPI	5.08%	4.80%	28 bps

India GDP	Q4FY24	Q3FY24	Var(%)
Growth	7.76%	8.57%	(81) bps

Monetary Policy	Current	Previous	Change
Repo Rate	6.50%	6.50%	0 bps
Reverse Repo Rate	3.35%	3.35%	0 bps
CRR	4.50%	4.50%	0 bps
O/S Banking System Liquidity (Rs bn)	1689	2670	(980.6)

IIP Growth %	Jan-24	Jan-23	Apr-Feb
IIP	5.9	5.7	6.2
Mining	5.9	9.0	8.5
Manufacturing	3.2	4.5	5.7
Electricity	5.6	12.7	7.0

ADR Price Movement

Company	Price (US\$)	Volume	Previous Day Price	Volume	Variance (%)	No. of Share Per ADR	ADR Price (Rs.)	BSE Price	Variance (%)
Infosys Tech	21.14	8243294	20.97	8944595	0.81%	1	1774.97	1743.15	1.8%
Wipro	5.83	785929	5.77	1288168	1.04%	1	489.50	487.30	0.5%
Dr.Reddy's	83.88	299373	82.70	389191	1.43%	1	7042.77	6938.30	1.5%
ICICI Bank	28.14	9793336	27.78	3726464	1.30%	2	1181.35	1164.60	1.4%
HDFC Bank	60.25	4686815	59.45	4897510	1.35%	3	1686.25	1642.70	2.7%

GDR's (US\$)

	Prices	Prev. Close	Change	Var %
L&T	42.70	43.40	(0.7)	-1.6%
RIL	69.10	69.60	(0.5)	-0.7%
SBI	96.30	96.70	(0.4)	-0.4%

US Economy Data

	Current	Previous
Inflation (%) (YoY)	3.00%	3.30%
Unemployment (%)	4.30%	4.10%

Interest Rate (%)

	Current	Previous
Fed Rate	5.50%	5.50%

US GDP

	Q1CY24	Q4CY23	Q4CY22
Growth (QoQ Annualized)	2.80%	1.40%	2.60%

China Economy Data

	Current	Previous
GDP	4.70%	5.30%
Inflation – CPI (%)	0.20%	0.30%

Economic Calendar

	Date
Indian GDP Data	30 Aug
Indian Inflation Data CPI	12 Aug
Indian Inflation Data WPI	14 Aug
Indian Monetary Policy	09 Oct
India's Industrial Production (IIP)	12 Aug
US Inflation Data	14 Aug
US GDP	30 Aug
US Unemployment Data	16 Sep
US Fed Rate	18 Sep
China GDP	18 Oct
China Inflation Data	9 Aug

Event Update

Name	Date	Purpose
Arvind Fashions Ltd.	09-08-2024	Rs.1.25 per share(31.25%)Final Dividend
ASK Automotive Ltd.	09-08-2024	Rs.1.00 per share(50%)Final Dividend
Balmer Lawrie Investments Ltd.	09-08-2024	Stock Split from Rs.10/- to Re.1/-
Bharat Heavy Electricals Ltd.	09-08-2024	Rs.0.25 per share(12.5%)Final Dividend
Bharat Petroleum Corporation Ltd.	09-08-2024	Rs.10.50 per share(105%)Final Dividend Post Bonus
Black Rose Industries Ltd.	09-08-2024	Rs.2.00 per share(200%)Special Dividend
Caspian Corporate Services Ltd.	09-08-2024	Bonus issue
Ceat Ltd.	09-08-2024	Rs.30.00 per share(300%)Dividend
Cellecor Gadgets Ltd.	09-08-2024	Split/Subdivision
City Union Bank Ltd.	09-08-2024	Rs.1.50 per share(150%)Dividend
DJ Mediaprint & Logistics Ltd.	09-08-2024	Bonus issue
Equitas Small Finance Bank Ltd.	09-08-2024	Rs.1.00 per share(10%)Final Dividend
Filatex Fashions Ltd.	09-08-2024	Stock Split from Rs.5/- to Re.1/-
Gujarat Themis Biosyn Ltd.	09-08-2024	Bonus issue
Hindustan Petroleum Corporation Ltd.	09-08-2024	Rs.16.50 per share(165%)Final Dividend
Indag Rubber Ltd.	09-08-2024	Rs.2.10 per share(105%)Final Dividend
International Travel House Ltd.	09-08-2024	Rs.5.00 per share(50%)Final Dividend
Kapston Services Ltd.	09-08-2024	Split/Subdivision
KEC International Ltd.	09-08-2024	Rs.4.00 per share(200%)Final Dividend
KPIT Technologies Ltd.	09-08-2024	Rs.4.60 per share(45.9999%)Final Dividend
Mangalore Refinery And Petrochemicals Ltd.	09-08-2024	Rs.2.00 per share(20%)Final Dividend
Maruti Infrastructure Ltd.	09-08-2024	Stock Split from Rs.10/- to Rs.2/-
N.B.I. Industrial Finance Co. Ltd.	09-08-2024	Dividend
Nath Bio-Genes (India) Ltd.	09-08-2024	Rs.2.00 per share(20%)Final Dividend
Qgo Finance Ltd.	09-08-2024	Rs.0.015 per share(0.15%)First Interim Dividend

Bulk Deal As On 08/08/24

BSE					
Security Code	Security Name	Client Name	Deal	Quantity	Price
538351	AFEL	SHAILESH KANJIBHAI DHAMELIYA	S	122259	17.9
541303	AKSHAR	SANJAYBHAIBHAGWANBHAIJALODRA	B	1700000	2.19
526662	ARENTERP	BONANZA PORTFOLIO LIMITED	S	7488	78.02
526662	ARENTERP	BONANZA PORTFOLIO LIMITED	B	30008	78.96
526662	ARENTERP	KIRAN TRIVEDI HUF	S	20158	79.08
526662	ARENTERP	KIRAN TRIVEDI HUF	B	5158	78.52
524434	ASINPET	VIVEK KANDA	B	46745	20.24
535267	COMFINCAP	WEALTH MINE NETWORKS PRIVATE LIMITED	S	349882	10.04
543606	CONTAINA	BOTCHA BHAVANI	S	50000	70.63
511074	EASYFIN	ALBULA INVESTMENT FUND LTD	B	5949	990
511074	EASYFIN	LOTUS GLOBAL INVESTMENTS LIMITED	S	5950	990
544173	FTL	MANASAGARWAL	S	37000	49.01
500160	GTL	GREEN PEAKS ENTERPRISES LLP	S	251607	15.27
500160	GTL	GREEN PEAKS ENTERPRISES LLP	B	870008	15.38
513337	GUJTLRM	HARDIKHASUBHAIKANANI	S	928424	12.1
513337	GUJTLRM	MULTIPLIER SHARE & STOCK ADVISORS PRIVATE LIMITED	B	1000000	12.1
513337	GUJTLRM	SANJAYBHAIBHAGWANBHAIJALODRA	S	2200000	12.43
532822	IDEA	BNP PARIBAS FINANCIAL MARKETS	S	18379381	15.72
532822	IDEA	INTEGRATED CORE STRATEGIES (ASIA) PTE. LTD.	B	18379381	15.72
542924	JANUSCORP	KAMLESHBHAI JIVRAMBHAI GAMBHAVA	B	84000	14.1
531163	KEMISTAR	KIFS ENTERPRISE	B	53931	81.49
534532	LYPSAGEMS	AMIT KUMAR JAIN	S	171002	6.48
539519	MAYUKH	RAVI JABBAR SHARMA	B	168200	7.53
540243	NEWLIGHT	RAJ KUMAR BHATIA	B	50000	47.69
526723	NTCIND	RAMAKANT RAMNIWAS KASAT	S	83481	242.4
532466	OFSS	BNP PARIBAS FINANCIAL MARKETS	S	10658	10038.6
532466	OFSS	INTEGRATED CORE STRATEGIES (ASIA) PTE. LTD.	B	10658	10038.6
530095	PRADHIN	ANILKUMAR	S	27730	46.86
511557	PROFINC	SHRENI SHARES LTD	S	1300000	1.01
544021	PROTEAN	STANDARD CHARTERED BANK	S	1250000	1799.79
536659	PVVINFRA	CTIL MEDIA PRIVATE LIMITED	S	243655	15.38
536659	PVVINFRA	CTIL MEDIA PRIVATE LIMITED	B	1	15.56
536659	PVVINFRA	KTR CONSTRUCTIONS LLP	S	154387	15.34
539760	RELICAB	EMERALD COMMERCIAL LIMITED	S	127681	134.3
539760	RELICAB	SANJIB KUMAR PATWARI	B	100000	134
543256	RFLL	KIRAN MITTAL	S	61561	18.85
526193	ROYALCU	TRUPTI KETAN KARANI	S	265154	25.52
543537	SCARNOSE	GIRIRAJ STOCK BROKING PRIVATE LIMITED	S	18000	77.35
543537	SCARNOSE	GIRIRAJ STOCK BROKING PRIVATE LIMITED	B	3000	74.54
544080	SHILINDORE	CENTURY 21 OFFICESPACE PRIVATE LIMITED	B	72500	1001
544080	SHILINDORE	KAYUM RAZAK DHANANI	S	170081	1001
544080	SHILINDORE	MP ENTERTAINMENT AND DEVELOPERS PRIVATE LIMITED	B	97661	1001.01
511493	SHRYDUS	J M FINANCIAL AND INVESTMENT CONSULTANCY SERVICES PRIVATE LIMITED	S	132733	18.08
539584	SIPTL	PANKAJ KUMAR BAHETI	B	1100000	0.81
539217	SRESTHA	VIKRAM JAIN	B	8100000	2.02
539017	STARHFL	SAPAN ANIL SHAH HUF	B	1000000	45.52
543274	SUUMAYA	IRIS COMPUTERS LIMITED	S	1399950	3.93

543274	SUUMAYA	SUNRISE GILTS AND SECURITIES PVT LTD	B	1270350	3.93
503659	SW1	LAXMIPAT DUDHERIA	B	12000	79.41
503659	SW1	SNEHA SANJEEV LUNKAD	S	4505	78.99
539040	TTIL	GAURI NANDAN TRADERS	S	125756	31.11
539040	TTIL	KUNAL NAHAR HUF	S	204690	31.11
539040	TTIL	PARAG COMMOSALES	S	287000	31.11
539040	TTIL	PARAG COMMOSALES	B	417800	31.09
539040	TTIL	PARAG MULTI TRADE LLP	S	1161066	31.11
539040	TTIL	RAJESH PARAMSAL SHAH	S	139197	31.09
539040	TTIL	SIDDHANT SHIRISH SHAH	S	350576	31.11
539040	TTIL	ZAHERA TRADERS LLP	S	125000	31.11
539040	TTIL	ZAHERA TRADERS LLP	B	90000	31.09
539291	VASUDHAGAM	ANANDBHAI BALDEVBHAI DESAI	B	100000	18.81
539291	VASUDHAGAM	ASHIABANU ANVARLI SAIYAD	B	164772	18.84
516098	VENTURA	ASHA UMAKANT VASAIKAR	S	275223	21.36

NSE

Security Code	Security Name	Client Name	Deal	Quantity	Price
AKSHAR	Akshar Spintex Limited	AMIT VALLABHBHAI GADHIYA	SELL	5500000	2.35
AKSHAR	Akshar Spintex Limited	HARIKRISHNA SHAMJIBHAI CHAUHAN	SELL	5000000	2.35
AKSHAR	Akshar Spintex Limited	JIGAR SURENDRA NANDU	BUY	2192731	2.18
AKSHAR	Akshar Spintex Limited	MAKVANA MITESH	BUY	5300000	2.19
AKSHAR	Akshar Spintex Limited	REKHABEN HARIKRUSHNABHAI CHAUHAN	SELL	22200000	2.35
AKSHAR	Akshar Spintex Limited	SANJAYBHAIBHAGWANBHAIJALODRA	BUY	2500000	2.18
ANNAPURNA	Annapurna Swadisht Ltd	AJAY SHIV NARAYAN UPADHYAYA	BUY	160000	339.89
APOLLO	Apollo Micro Systems Ltd	NEXPACT LIMITED	SELL	1600000	111.95
ASHALOG	Ashapura Logistics Ltd	JITENDRA MULARAM CHOUDHARY	SELL	71000	158.78
ATAM	Atam Valves Limited	PARAG COMMOSALES	SELL	80000	175
DCW	DCW Ltd	ALBULA INVESTMENT FUND LTD	BUY	2464733	71.35
DCW	DCW Ltd	ALBULA INVESTMENT FUND LTD	BUY	2464733	71.35
DCW	DCW Ltd	LTS INVESTMENT FUND LTD	SELL	2464733	71.35
DCW	DCW Ltd	LTS INVESTMENT FUND LTD	SELL	2464733	71.35
DHARIWAL	Dhariwalcorp Limited	BIREN P GANDHI	BUY	72000	150
DHARIWAL	Dhariwalcorp Limited	MULTIPLIER SHARE & STOCK ADVISORS PRIVATE LIMITED	BUY	120000	146.25
DHARIWAL	Dhariwalcorp Limited	SAHASTRAA ADVISORS PRIVATE LIMITED	BUY	56400	149.43
DHARIWAL	Dhariwalcorp Limited	SETU SECURITIES PVT LTD	BUY	48000	142.89
DHTL	Docmode Health Tech Ltd	RAMESH KUMAR JAIN	BUY	16800	94.3
GATECH-RE	GACM Technologies Limited	ABHI RAJESHKUMAR PATEL	BUY	4892560	0.06
GATECH-RE	GACM Technologies Limited	BAGARIA PROPERTIES AND INVESTMENT PRIVATE LIMITED	SELL	6972440	0.05
GATECH-RE	GACM Technologies Limited	JAIN PREDEEP	BUY	2001350	0.06
GACMDVR-RE	GACM Technologies Limited	KINJAL TAPANKUMAR PATEL	BUY	521342	0.42
GATECH-RE	GACM Technologies Limited	NANDURI SATVIKA	SELL	2000000	0.06
GATECH-RE	GACM Technologies Limited	PAREKH HARIT KARTIK	SELL	3028349	0.06
GATECH-RE	GACM Technologies Limited	SAHITHI KALYANA NANDURI	SELL	2699300	0.05
GATECH-RE	GACM Technologies Limited	SAMBASIVA RAO NANDURI	SELL	2152000	0.06
GATECH-RE	GACM Technologies Limited	SATYAVENKATA SURYA RAMAKRISHNAMRAJU NAMBURI	SELL	2533900	0.06
GATECH-RE	GACM Technologies Limited	UMAKUMARI NANDURI	SELL	2000000	0.06
IITL	Industrial Inv Trust Ltd	NARESH MITTAL	BUY	400000	245
JALAN	Jalan Transolu. India Ltd	VINOD KUMAR	SELL	93000	3.65
JHS	JHS Svendgaard Laboratori	SIXTH SENSE INDIA OPPORTUNITIES 11	SELL	500000	24.44
KSHITJPOL	Kshitij Polyline Limited	JAI KUMAR BAID	BUY	800000	6.74
KSHITJPOL	Kshitij Polyline Limited	MULTIPLIER SHARE & STOCK ADVISORS PRIVATE LIMITED	SELL	821027	6.43
KSHITJPOL	Kshitij Polyline Limited	NIRAV MAHENDRABHAI KOTHARI	SELL	625000	6.4

MAZDA	Mazda Limited	SHAH SHARAD KANAYALAL	BUY	21000	1316.98
ORTINLAB	Ortin Laboratories Ltd	FLYONTRIP SERVICES PRIVATE LIMITED .	BUY	80000	20.5
ORTINLAB	Ortin Laboratories Ltd	PRABHA RAMESHKUMAR GUPTA	SELL	82000	20.5
QFIL	Quality Foils (India) Ltd	SATELLITE DEVELOPERS PRIVATE LIMITED	SELL	17000	100.67
RAJINDLTD	Rajputana Industries Ltd	CAMELLIA TRADEX PRIVATE LIMITED	BUY	198000	83.5
RPPL	Rajshree PolyPack Ltd	WIFAG-POLYTYPE HOLDING AG	SELL	1000510	80.18
SSEGL	Sathlokhar Syn E&C Glob L	ISHAAN TRADEFIN LLP	BUY	153000	222.95
SSEGL	Sathlokhar Syn E&C Glob L	MULTIPLIER SHARE & STOCK ADVISORS PRIVATE LIMITED	BUY	200000	222.95
SECURCRED	SecUR Credentials Limited	SHALIN SHAH	SELL	208700	6.78
SUPREMEENG	Supreme Engineering Ltd	MULTIPLIER SHARE & STOCK ADVISORS PRIVATE LIMITED	SELL	2850000	2.12
TCNSBRANDS	TCNS Clothing Co. Limited	FLOWERS VALLEY PVT LTD	BUY	600000	559.88
TCNSBRANDS	TCNS Clothing Co. Limited	KHAZANA TRADELINKS PRIVATE LIMITED	BUY	500000	560
TCNSBRANDS	TCNS Clothing Co. Limited	TA FDI INVESTORS LIMITED	SELL	1504619	561.93

Disclosure:

Research Reports that are published by Nirmal Bang Securities Private Limited (hereinafter referred to as "NBSPL") are for private circulation only. NBSPL is a registered Research Analyst under SEBI (Research Analyst) Regulations, 2014 having Registration no. INH000001766. NBSPL is also a registered Stock Broker with National Stock Exchange of India Limited, BSE Limited, Metropolitan Stock Exchange of India Limited, Multi Commodity Exchange of India Limited and , National Commodity and Derivative Exchange Limited in Capital Market , Equity and Commodities derivatives segments and Currency Derivatives Segment .

NBSPL has other business divisions with independent research teams separated by Chinese walls, and therefore may, at times, have different or contrary views on stocks and markets.

NBSPL or its associates have not been debarred / suspended by SEBI or any other regulatory authority for accessing / dealing in securities Market since last 20 years. NBSPL, its associates or analyst or his relatives do not hold any financial interest (Except Investment) in the subject company. NBSPL or its associates or Analyst do not have any conflict or material conflict of interest at the time of publication of the research report with the subject company. NBSPL or its associates or Analyst or his relatives may or may not hold beneficial ownership of 1% or more in the subject company at the end of the month immediately preceding the date of publication of this research report.

NBSPL or its associates / analyst has not received any compensation / managed or co-managed public offering of securities of the company covered by Analyst during the past twelve months. NBSPL or its associates have not received any compensation or other benefits from the company covered by Analyst or third party in connection with the research report. Analyst has not served as an officer, director or employee of Subject Company. NBSPL / analyst has not been engaged in market making activity of the subject company.

Analyst Certification: The research analysts and authors of these reports, hereby certify that the views expressed in this research report accurately reflects my/our personal views about the subject securities, issuers, products, sectors or industries. It is also certified that no part of the compensation of the analyst(s) was, is, or will be directly or indirectly related to the inclusion of specific recommendations or views in this research. The analyst(s) principally responsible for the preparation of this research report and has taken reasonable care to achieve and maintain independence and objectivity in making any recommendations.

Disclaimer:

The Research Report is for the personal information of the authorized recipient and does not construe to be any investment, legal or taxation advice. NBSPL is not soliciting any action based upon it. Nothing in the research report shall be construed as a solicitation to buy or sell any security or product, or to engage in or refrain from engaging in any such transaction. In preparing the research report, we did not take into account the investment objectives, financial situation and particular needs of the reader.

The research report has been prepared for the general use of the clients of NBSPL and must not be copied, either in whole or in part, or distributed or redistributed to any other person in any form. If you are not the intended recipient you must not use or disclose the information in the research report in any way. Though disseminated to all the customers simultaneously, not all customers may receive the research report at the same time. NBSPL will not treat recipients as customers by virtue of their receiving the research report. The research report is not directed or intended for distribution to or use by any person or entity resident in a state, country or any jurisdiction, where such distribution, publication, availability or use would be contrary to law, regulation or which would subject NBSPL & its group companies to registration or licensing requirements within such jurisdictions.

The report is based on the information obtained from sources believed to be reliable, but we do not make any representation or warranty that it is accurate, complete or up-to-date and it should not be relied upon as such. We accept no obligation to correct or update the information or opinions in it. NBSPL or any of its affiliates or employees shall not be in any way responsible for any loss or damage that may arise to any person from any inadvertent error in the information contained in the research report. NBSPL or any of its affiliates or employees do not provide, at any time, any express or implied warranty of any kind, regarding any matter pertaining to this report, including without limitation the implied warranties of merchantability, fitness for a particular purpose, and non-infringement. The recipients of the research report should rely on their own investigations.

This information is subject to change without any prior notice. NBSPL reserves its absolute discretion and right to make or refrain from making modifications and alterations to this statement from time to time. Nevertheless, NBSPL is committed to providing independent and transparent recommendations to its clients, and would be happy to provide information in response to specific client queries.

Before making an investment decision on the basis of research report, the reader needs to consider, with or without the assistance of an adviser, whether the advice is appropriate in light of their particular investment needs, objectives and financial circumstances. There are risks involved in securities trading. The price of securities can and does fluctuate, and an individual security may even become valueless. International investors are reminded of the additional risks inherent in international investments, such as currency fluctuations and international stock market or economic conditions, which may adversely affect the value of the investment. Opinions expressed are subject to change without any notice. Neither the company nor the director or the employees of NBSPL accept any liability whatsoever for any direct, indirect, consequential or other loss arising from any use of the research report and/or further communication in relation to the research report. Here it may be noted that neither NBSPL, nor its directors, employees, agents or representatives shall be liable for any damages whether direct or indirect, incidental, special or consequential including lost revenue or lost profit that may arise from or in connection with the use of the information contained in the research report.

Copyright of this document vests exclusively with NBSPL.

Our reports are also available on our website

Registration granted by SEBI and certification from NISM in no way guarantee performance of NBSPL or provide any assurance of returns to investors.

Nirmal Bang Research (Division of Nirmal Bang Securities Pvt. Ltd.)

B-2, 301/302, Marathon Innova,
Opp. Peninsula Corporate Park
Off. Ganpatrao Kadam Marg
Lower Parel(W), Mumbai-400013
Board No. : 91 22 6723 8000/8001
Fax. : 022 6723 8010